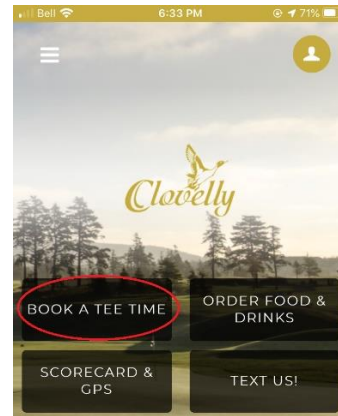
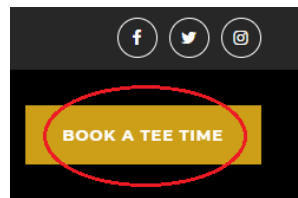


How to Add A Power Cart To An Existing Tee Time

Using your online account, you can add a Power Cart(s) to your existing tee time.

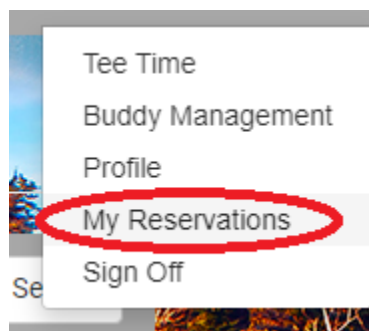
1. Click **Book a Tee Time** from either www.clovelly.ca, or the Clovelly NL App.



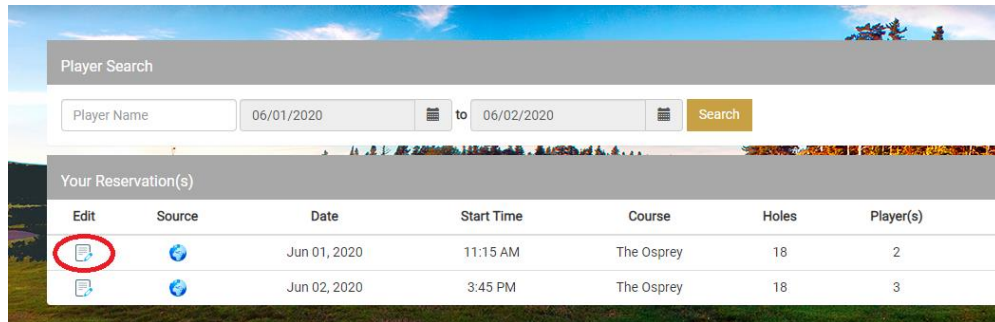
2. Sign into your account and enter your email and password.



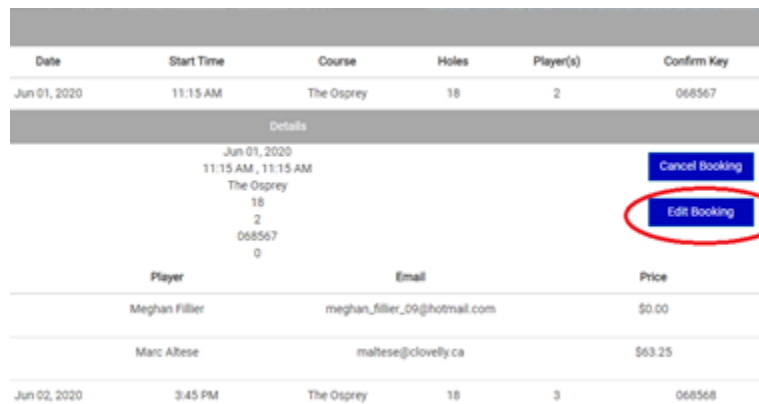
3. In the top right corner, click your name and a drop-down menu will appear. Click **My Reservations**.



4. A list of all your future tee times will display here. Click on the **pen and paper icon** next to the reservation you want to edit.



5. A window will display the details of your reservation. Click Edit Booking.



6. To reserve a cart, check the box next to the individual's name. Carts are good for two players, if you are in the same household or bubble. Click **Save Change**.

