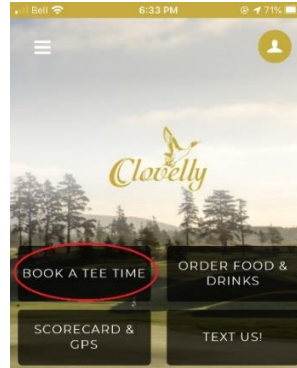
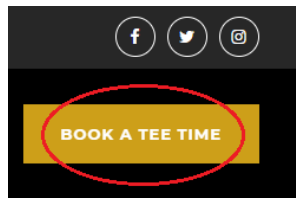


# How to Cancel an Entire Tee Time

Using your online account, you can cancel your entire tee time up to 24 hours prior.

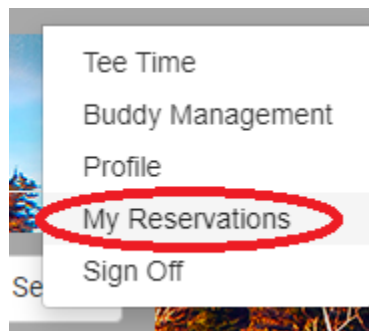
1. Click **Book a Tee Time** from either [www.clovelly.ca](http://www.clovelly.ca), or the Clovelly NL App.



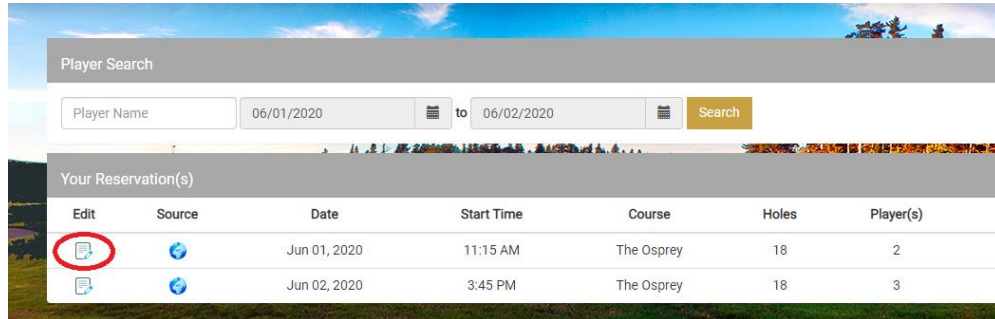
2. Sign into your account and enter your email and password.



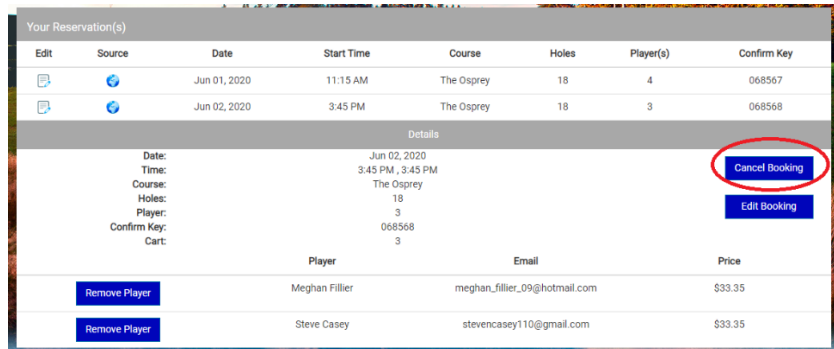
3. In the top right corner, click your name and a drop-down menu will appear. Click **My Reservations**.
- 4.



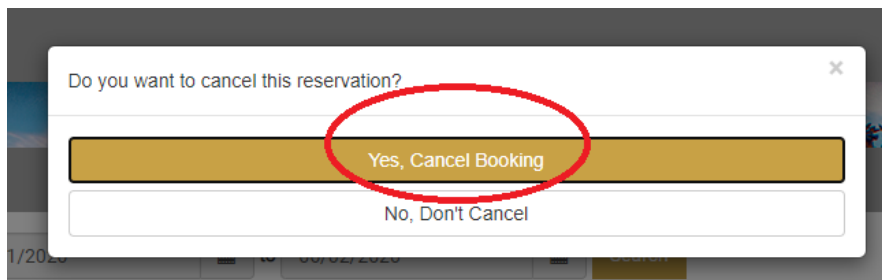
5. A list of all your existing tee times will display here. Please note, only the person who made the booking can cancel the entire tee time. Click on the **pen and paper icon** next to the tee time you want to cancel.



6. A window will display the details of your tee time. Click **Cancel Booking**.



7. The system will ask you to confirm you want to cancel. Click **Yes, Cancel Booking**.



8. Your entire tee time has been cancelled, and players will receive email confirmation.