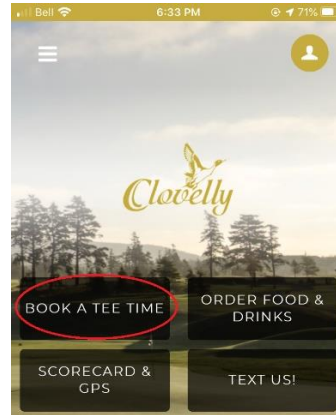
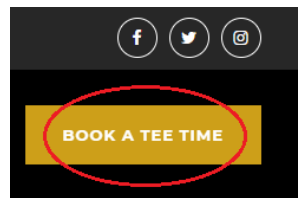


# How to Reset Forgotten Password For Online Account

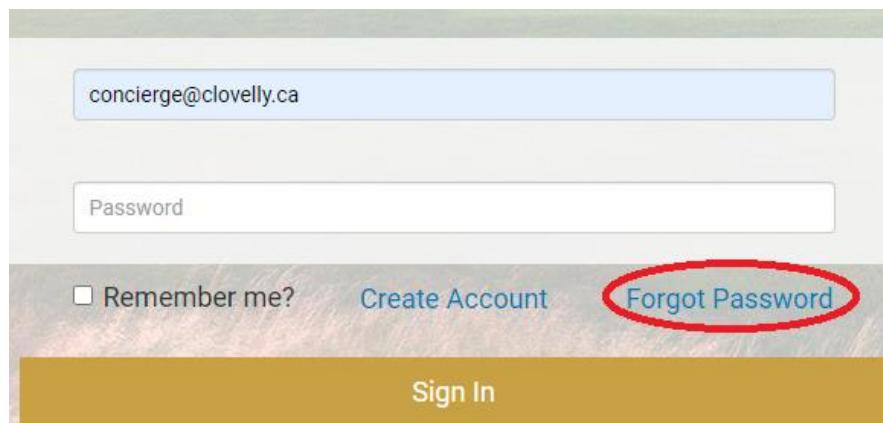
1. Click 'Book a Tee Time' from either [www.clovelly.ca](http://www.clovelly.ca), or the Clovelly NL App.



2. Sign into your account and enter your email and password.



3. Enter your email associated with your online account and click **Forgot Password**

A screenshot of the Clovelly login form. It features two input fields: one for the email address (containing "concierge@clovelly.ca") and one for the password. Below the fields are three options: a checkbox for "Remember me?", a "Create Account" link, and a "Forgot Password" link. The "Forgot Password" link is circled in red. At the bottom of the form is a large yellow "Sign In" button.

4. An email will be sent to the email address you typed.
5. Open the email and click the link.

6. Enter a new password of your choice and click **Submit**.



The image shows a web form titled "Enter New Password". It contains two text input fields: "New password" and "Confirm new password". Below the second field is a blue "Submit" button, which is circled in red. The form has a light blue header and a light blue background.

7. You can now return to your online account and enter your email and new password.